



Location: CMA1b - Oil Street Site Office

Report on 24-hour TSP monitoring

Action Level ($\mu\text{g}/\text{m}^3$) - 176.7

Limit Level ($\mu\text{g}/\text{m}^3$) - 260

Date	Sampling Time	Weather Condition	Filter paper no.	Filter Weight, g		Elapse Time, hr		Sampling Time, hr	Flow Rate, m^3/min			Total Volume, m^3	TSP Level, $\mu\text{g}/\text{m}^3$
				Initial	Final	Initial	Final		Initial, Q_{si}	Final, Q_{sf}	Average		
1-Sep-14	8:00	Rainy	009687	2.8454	2.9655	15082.90	15106.90	24.00	1.42	1.42	1.42	2039	59
6-Sep-14	8:00	Fine	009678	2.8493	3.0144	15109.90	15133.90	24.00	1.41	1.41	1.41	2037	81
12-Sep-14	8:00	Rainy	009458	2.8511	2.9365	15136.90	15160.90	24.00	1.36	1.36	1.36	1959	44
18-Sep-14	8:00	Fine	009746	2.8310	3.0317	15163.89	15187.89	24.00	1.36	1.36	1.36	1959	102
24-Sep-14	8:00	Fine	009731	2.8324	3.0905	15190.90	15214.90	24.00	1.36	1.36	1.36	1962	132

Report on 1-hour TSP monitoring

Action Level ($\mu\text{g}/\text{m}^3$) - 320.1

Limit Level ($\mu\text{g}/\text{m}^3$) - 500

Date	Sampling Time	Weather Condition	Filter paper no.	Filter Weight, g		Elapse Time, hr		Sampling Time, hr	Flow Rate, m^3/min			Total Volume, m^3	TSP Level, $\mu\text{g}/\text{m}^3$
				Initial	Final	Initial	Final		Initial, Q_{si}	Final, Q_{sf}	Average		
2-Sep-14	8:07	Fine	009748	2.8156	2.8264	15106.90	15107.90	1.00	1.42	1.42	1.42	85	127
2-Sep-14	9:25	Fine	009751	2.8133	2.8226	15107.90	15108.90	1.00	1.42	1.42	1.42	85	109
2-Sep-14	10:33	Fine	009675	2.8437	2.8499	15108.90	15109.90	1.00	1.42	1.42	1.42	85	73
8-Sep-14	13:00	Fine	009519	2.8082	2.8124	15133.90	15134.90	1.00	1.36	1.36	1.36	82	51
8-Sep-14	14:11	Fine	009524	2.8125	2.8183	15134.90	15135.90	1.00	1.36	1.36	1.36	82	71
8-Sep-14	15:15	Fine	009456	2.8555	2.8600	15135.90	15136.90	1.00	1.36	1.36	1.36	82	55
13-Sep-14	8:10	Cloudy	009679	2.8478	2.8526	15160.90	15161.90	1.00	1.36	1.36	1.36	82	59
13-Sep-14	9:17	Cloudy	009964	2.7370	2.7399	15161.89	15162.89	1.00	1.36	1.36	1.36	82	36
13-Sep-14	10:20	Cloudy	009739	2.8234	2.8296	15162.89	15163.89	1.00	1.36	1.36	1.36	82	76
19-Sep-14	8:10	Fine	009726	2.8283	2.8542	15187.90	15188.90	1.00	1.36	1.36	1.36	82	318
19-Sep-14	9:20	Fine	009727	2.8191	2.8414	15188.90	15189.90	1.00	1.36	1.36	1.36	82	273
19-Sep-14	10:30	Fine	009729	2.8290	2.8537	15189.90	15190.90	1.00	1.36	1.36	1.36	82	303
25-Sep-14	11:00	Fine	009733	2.8309	2.8485	15214.90	15215.90	1.00	1.36	1.36	1.36	82	215
25-Sep-14	13:00	Fine	008536	2.8560	2.8745	15215.90	15216.90	1.00	1.36	1.36	1.36	82	226
25-Sep-14	14:08	Fine	010057	2.7601	2.7745	15216.90	15217.90	1.00	1.36	1.36	1.36	82	176



Location: CMA2a - Causeway Bay Community Centre

Report on 24-hour TSP monitoring
 Action Level ($\mu\text{g}/\text{m}^3$) - 169.5
 Limit Level ($\mu\text{g}/\text{m}^3$) - 260

Date	Sampling Time	Weather Condition	Filter paper no.	Filter Weight, g		Elapse Time, hr		Sampling Time, hr	Flow Rate, m^3/min			Total Volume, m^3	TSP Level, $\mu\text{g}/\text{m}^3$
				Initial	Final	Initial	Final		Initial, Q_{si}	Final, Q_{sf}	Average		
1-Sep-14	8:00	Rainy	009686	2.8385	2.9177	14793.38	14817.38	24.00	1.17	1.04	1.11	1592	50
6-Sep-14	8:00	Fine	009677	2.8592	3.0070	14820.38	14844.38	24.00	1.09	1.09	1.09	1570	94
12-Sep-14	8:00	Rainy	009451	2.8548	2.9135	14847.38	14871.38	24.00	1.04	1.04	1.04	1494	39
18-Sep-14	8:00	Fine	009745	2.8203	2.9353	14874.36	14898.36	24.00	1.12	1.12	1.12	1610	71
24-Sep-14	8:00	Fine	009732	2.8174	2.9368	14901.38	14925.38	24.00	0.99	0.99	0.99	1420	84

Report on 1-hour TSP monitoring
 Action Level ($\mu\text{g}/\text{m}^3$) - 323.4
 Limit Level ($\mu\text{g}/\text{m}^3$) - 500

Date	Sampling Time	Weather Condition	Filter paper no.	Filter Weight, g		Elapse Time, hr		Sampling Time, hr	Flow Rate, m^3/min			Total Volume, m^3	TSP Level, $\mu\text{g}/\text{m}^3$
				Initial	Final	Initial	Final		Initial, Q_{si}	Final, Q_{sf}	Average		
2-Sep-14	8:19	Fine	009510	2.8588	2.8673	14817.38	14818.38	1.00	1.04	1.04	1.04	62	136
2-Sep-14	9:27	Fine	009750	2.8233	2.8327	14818.38	14819.38	1.00	1.04	1.04	1.04	62	151
2-Sep-14	10:36	Fine	009753	2.8292	2.8367	14819.38	14820.38	1.00	1.04	1.04	1.04	62	120
8-Sep-14	13:00	Fine	009239	2.8467	2.8526	14844.38	14845.38	1.00	1.04	1.04	1.04	62	95
8-Sep-14	14:02	Fine	009523	2.8104	2.8151	14845.38	14846.38	1.00	1.04	1.04	1.04	62	76
8-Sep-14	15:05	Fine	009525	2.8170	2.8219	14846.38	14847.38	1.00	1.04	1.04	1.04	62	79
13-Sep-14	8:10	Cloudy	009680	2.8359	2.8423	14871.38	14872.38	1.00	1.04	1.04	1.04	62	103
13-Sep-14	9:15	Cloudy	009965	2.7444	2.7475	14872.38	14873.38	1.00	1.04	1.04	1.04	62	50
13-Sep-14	10:20	Cloudy	009501	2.8521	2.8584	14873.38	14874.38	1.00	1.04	1.04	1.04	62	101
19-Sep-14	8:15	Fine	009725	2.8334	2.8489	14898.38	14899.38	1.00	1.09	1.09	1.09	65	237
19-Sep-14	9:35	Fine	009728	2.8189	2.8348	14899.38	14900.38	1.00	1.14	1.14	1.14	69	232
19-Sep-14	10:40	Fine	009730	2.8297	2.8389	14900.38	14901.38	1.00	1.14	1.09	1.12	67	137
25-Sep-14	11:00	Fine	010051	2.7686	2.7803	14925.38	14926.38	1.00	1.04	1.04	1.04	62	188
25-Sep-14	13:00	Fine	008535	2.8368	2.8493	14926.38	14927.38	1.00	1.04	1.04	1.04	62	200
25-Sep-14	14:10	Fine	010056	2.7425	2.7551	14927.38	14928.38	1.00	1.04	1.09	1.07	64	197



Location: CMA3a - CWB PRE Site Office Area

Report on 24-hour TSP monitoring

Action Level ($\mu\text{g}/\text{m}^3$) - 171

Limit Level ($\mu\text{g}/\text{m}^3$) - 260

Date	Sampling Time	Weather Condition	Filter paper no.	Filter Weight, g		Elapse Time, hr		Sampling Time, hr	Flow Rate, m^3/min			Total Volume, m^3	TSP Level, $\mu\text{g}/\text{m}^3$
				Initial	Final	Initial	Final		Initial, Q_{si}	Final, Q_{sf}	Average		
1-Sep-14	8:00	Rainy	009454	2.8557	2.9569	2212.39	2236.39	24.00	1.39	1.40	1.39	2009	50
6-Sep-14	8:00	Fine	009781	2.8339	2.9826	2239.39	2263.39	24.00	1.39	1.39	1.39	2007	74
12-Sep-14	8:00	Rainy	008532	2.8469	2.9048	2266.38	2290.38	24.00	1.45	1.45	1.45	2082	28
18-Sep-14	8:00	Fine	009969	2.7586	2.7973	2293.38	2317.38	24.00	1.36	1.36	1.36	1958	20
24-Sep-14	8:00	Fine	009789	2.8294	3.0580	2320.37	2344.37	24.00	1.43	1.40	1.41	2035	112

Report on 1-hour TSP monitoring

Action Level ($\mu\text{g}/\text{m}^3$) - 311.3

Limit Level ($\mu\text{g}/\text{m}^3$) - 500

Date	Sampling Time	Weather Condition	Filter paper no.	Filter Weight, g		Elapse Time, hr		Sampling Time, hr	Flow Rate, m^3/min			Total Volume, m^3	TSP Level, $\mu\text{g}/\text{m}^3$
				Initial	Final	Initial	Final		Initial, Q_{si}	Final, Q_{sf}	Average		
2-Sep-14	8:54	Fine	009511	2.8528	2.8696	2236.39	2237.39	1.00	1.31	1.31	1.31	79	213
2-Sep-14	13:53	Fine	009514	2.8161	2.8300	2237.39	2238.39	1.00	1.31	1.31	1.31	79	176
2-Sep-14	15:20	Fine	009780	2.8262	2.8340	2238.39	2239.39	1.00	1.31	1.31	1.31	79	99
8-Sep-14	8:35	Fine	009201	2.8165	2.8274	2263.39	2264.39	1.00	1.31	1.31	1.31	79	138
8-Sep-14	9:43	Fine	008540	2.8402	2.8472	2264.39	2265.39	1.00	1.31	1.31	1.31	79	89
8-Sep-14	10:47	Fine	008533	2.8539	2.8627	2265.39	2266.39	1.00	1.31	1.31	1.31	79	112
13-Sep-14	10:03	Cloudy	010012	2.7543	2.7604	2290.38	2291.38	1.00	1.26	1.26	1.26	76	80
13-Sep-14	13:00	Cloudy	009744	2.8158	2.8191	2291.38	2292.38	1.00	1.26	1.30	1.28	77	43
13-Sep-14	14:10	Cloudy	009747	2.8377	2.8435	2292.38	2293.38	1.00	1.26	1.28	1.27	76	76
19-Sep-14	13:15	Fine	010009	2.7370	2.7390	2317.38	2318.38	1.00	1.26	1.26	1.26	76	26
19-Sep-14	14:20	Fine	010019	2.7854	2.8018	2318.38	2319.38	1.00	1.26	1.26	1.26	76	216
19-Sep-14	15:30	Fine	010007	2.7454	2.7566	2319.38	2320.38	1.00	1.26	1.23	1.25	75	150
25-Sep-14	8:25	Fine	009790	2.8220	2.8406	2344.37	2345.37	1.00	1.30	1.30	1.30	78	239
25-Sep-14	9:30	Fine	009792	2.8204	2.8412	2345.37	2346.37	1.00	1.27	1.27	1.27	76	274
25-Sep-14	10:40	Fine	009794	2.8343	2.8501	2346.37	2347.37	1.00	1.27	1.27	1.27	76	208



Location: CMA4a - SPCA

Report on 24-hour TSP monitoring

Action Level ($\mu\text{g}/\text{m}^3$) - 171.2

Limit Level ($\mu\text{g}/\text{m}^3$) - 260

Date	Sampling Time	Weather Condition	Filter paper no.	Filter Weight, g		Elapse Time, hr		Sampling Time, hr	Flow Rate, m^3/min			Total Volume, m^3	TSP Level, $\mu\text{g}/\text{m}^3$
				Initial	Final	Initial	Final		Initial, Q_{si}	Final, Q_{sf}	Average		
1-Sep-14	8:00	Rainy	009767	2.8358	2.9021	19020.00	19044.00	24.00	1.36	1.36	1.36	1959	34
6-Sep-14	8:00	Fine	009782	2.8259	2.9986	19070.99	19094.99	24.00	1.39	1.39	1.39	2007	86
12-Sep-14	8:00	Rainy	008537	2.8524	2.9074	19097.97	19121.97	24.00	1.43	1.43	1.43	2058	27
18-Sep-14	8:00	Fine	010000	2.7370	2.8751	19124.97	19148.97	24.00	1.43	1.43	1.43	2058	67
24-Sep-14	8:00	Fine	010008	2.7357	2.9174	19151.95	19175.95	24.00	1.43	1.43	1.43	2060	88

Report on 1-hour TSP monitoring

Action Level ($\mu\text{g}/\text{m}^3$) - 312.5

Limit Level ($\mu\text{g}/\text{m}^3$) - 500

Date	Sampling Time	Weather Condition	Filter paper no.	Filter Weight, g		Elapse Time, hr		Sampling Time, hr	Flow Rate, m^3/min			Total Volume, m^3	TSP Level, $\mu\text{g}/\text{m}^3$
				Initial	Final	Initial	Final		Initial, Q_{si}	Final, Q_{sf}	Average		
2-Sep-14	9:06	Fine	009512	2.8392	2.8471	19044.00	19045.00	1.00	1.36	1.36	1.36	82	97
2-Sep-14	10:22	Fine	009513	2.8517	2.8598	19045.00	19046.00	1.00	1.36	1.36	1.36	82	99
2-Sep-14	15:10	Fine	009779	2.8275	2.8329	19046.00	19047.00	1.00	1.36	1.36	1.36	82	66
8-Sep-14	8:49	Fine	008531	2.8626	2.8684	19094.99	19095.99	1.00	1.43	1.43	1.43	86	68
8-Sep-14	9:53	Fine	008539	2.8396	2.8453	19095.99	19096.99	1.00	1.36	1.36	1.36	82	70
8-Sep-14	10:58	Fine	008538	2.8518	2.8583	19096.99	19097.99	1.00	1.36	1.36	1.36	82	80
13-Sep-14	9:50	Cloudy	010011	2.7433	2.7469	19121.97	19122.97	1.00	1.36	1.36	1.36	82	44
13-Sep-14	10:55	Cloudy	009743	2.8127	2.8162	19122.97	19123.97	1.00	1.36	1.36	1.36	82	43
13-Sep-14	13:30	Cloudy	009999	2.7442	2.7480	19123.97	19124.97	1.00	1.36	1.36	1.36	82	47
19-Sep-14	13:05	Fine	010005	2.7517	2.7705	19148.97	19149.97	1.00	1.39	1.39	1.39	84	225
19-Sep-14	14:10	Fine	010020	2.7497	2.7703	19149.97	19150.97	1.00	1.39	1.39	1.39	84	246
19-Sep-14	15:15	Fine	010006	2.7477	2.7567	19150.97	19151.97	1.00	1.39	1.39	1.39	84	108
25-Sep-14	8:35	Fine	009791	2.8254	2.8345	19175.95	19176.95	1.00	1.36	1.36	1.36	82	111
25-Sep-14	9:40	Fine	009793	2.8075	2.8164	19176.95	19177.95	1.00	1.33	1.33	1.33	80	112
25-Sep-14	10:50	Fine	009487	2.8502	2.8640	19177.95	19178.95	1.00	1.33	1.33	1.33	80	173



Location: CMA5a - Children Garden opposite to Pedestrian Plaza

Report on 24-hour TSP monitoring

Action Level ($\mu\text{g}/\text{m}^3$) - 181

Limit Level ($\mu\text{g}/\text{m}^3$) - 260

Date	Sampling Time	Weather Condition	Filter paper no.	Filter Weight, g		Elapse Time, hr		Sampling Time, hr	Flow Rate, m^3/min			Total Volume, m^3	TSP Level, $\mu\text{g}/\text{m}^3$
				Initial	Final	Initial	Final		Initial, Q_{si}	Final, Q_{sf}	Average		
1-Sep-14	8:00	Rainy	009240	2.8497	2.9474	20015.09	20039.09	24.00	1.32	1.32	1.32	1904	51
6-Sep-14	8:00	Fine	009778	2.8245	2.9827	20042.09	20066.09	24.00	1.30	1.30	1.30	1876	84
12-Sep-14	8:00	Rainy	009498	2.8485	2.9344	20069.08	20093.08	24.00	1.30	1.30	1.30	1877	46
18-Sep-14	8:00	Fine	009968	2.7473	2.9870	20096.08	20120.08	24.00	1.30	1.30	1.30	1877	128
25-Sep-14	16:25	Fine	009940	2.7515	2.9202	20126.08	20150.08	24.00	1.27	1.27	1.27	1827	92

Remarks: Due to interruption of electricity, the 24hr TSP was rescheduled from 24 September 2014 to 25 September 2014

Report on 1-hour TSP monitoring

Action Level ($\mu\text{g}/\text{m}^3$) - 332

Limit Level ($\mu\text{g}/\text{m}^3$) - 500

Date	Sampling Time	Weather Condition	Filter paper no.	Filter Weight, g		Elapse Time, hr		Sampling Time, hr	Flow Rate, m^3/min			Total Volume, m^3	TSP Level, $\mu\text{g}/\text{m}^3$
				Initial	Final	Initial	Final		Initial, Q_{si}	Final, Q_{sf}	Average		
2-Sep-14	8:45	Fine	009770	2.8333	2.8444	20039.09	20040.09	1.00	1.32	1.32	1.32	79	140
2-Sep-14	9:50	Fine	009773	2.8240	2.8335	20040.09	20041.09	1.00	1.32	1.32	1.32	79	120
2-Sep-14	10:55	Fine	009295	2.8452	2.8564	20041.09	20042.09	1.00	1.32	1.32	1.32	79	141
8-Sep-14	8:35	Fine	009785	2.8315	2.8397	20066.09	20067.09	1.00	1.30	1.30	1.30	78	105
8-Sep-14	9:40	Fine	009502	2.8449	2.8623	20067.09	20068.09	1.00	1.30	1.30	1.30	78	223
8-Sep-14	10:55	Fine	009497	2.8432	2.8518	20068.09	20069.09	1.00	1.30	1.30	1.30	78	110
13-Sep-14	9:00	Cloudy	009736	2.8378	2.8471	20093.08	20094.08	1.00	1.30	1.30	1.30	78	119
13-Sep-14	10:05	Cloudy	010013	2.7401	2.7469	20094.08	20095.08	1.00	1.30	1.30	1.30	78	87
13-Sep-14	13:00	Cloudy	009740	2.8200	2.8266	20095.08	20096.08	1.00	1.30	1.30	1.30	78	84
19-Sep-14	9:28	Fine	009461	2.8562	2.8770	20120.08	20121.08	1.00	1.30	1.30	1.30	78	266
19-Sep-14	13:00	Fine	009464	2.8888	2.9135	20121.08	20122.08	1.00	1.30	1.30	1.30	78	316
19-Sep-14	14:48	Fine	009466	2.8620	2.8801	20122.08	20123.08	1.00	1.30	1.30	1.30	78	232
25-Sep-14	13:00	Fine	009963	2.7441	2.7612	20123.08	20124.08	1.00	1.23	1.23	1.23	74	232
25-Sep-14	14:15	Fine	009970	2.7383	2.7560	20124.08	20125.08	1.00	1.23	1.23	1.23	74	240
25-Sep-14	15:20	Fine	009937	2.7389	2.7528	20125.08	20126.08	1.00	1.23	1.23	1.23	74	188



Location: MA1e - International Finance Centre (Eastern Wing)

Report on 24-hour TSP monitoring

Action Level ($\mu\text{g}/\text{m}^3$) - 173.4

Limit Level ($\mu\text{g}/\text{m}^3$) - 260

Date	Sampling Time	Weather Condition	Filter paper no.	Filter Weight, g		Elapse Time, hr		Sampling Time, hr	Flow Rate, m^3/min			Total Volume, m^3	TSP Level, $\mu\text{g}/\text{m}^3$
				Initial	Final	Initial	Final		Initial, Q_{si}	Final, Q_{sf}	Average		
3-Sep-14	13:00	Fine	009517	2.8133	2.9797	15729.21	15753.21	24.00	1.28	1.28	1.28	1848	90
6-Sep-14	8:00	Fine	009518	2.8062	2.9168	15753.56	15777.56	24.00	1.20	1.20	1.20	1733	64
12-Sep-14	8:00	Rainy	010050	2.7722	2.8292	15780.55	15804.55	24.00	1.21	1.20	1.20	1735	33
19-Sep-14	11:30	Fine	010021	2.7707	3.0177	15810.54	15834.54	24.00	1.20	1.20	1.20	1733	143
24-Sep-14	8:00	Fine	009494	2.8468	3.0581	15834.53	15858.53	24.00	1.21	1.21	1.21	1739	122

Remarks: Due to interruption of electricity, the 24hr TSP was rescheduled from 1 and 18 September 2014 to 3 and 19 September 2014 respectively.

Report on 1-hour TSP monitoring

Action Level ($\mu\text{g}/\text{m}^3$) - 325.1

Limit Level ($\mu\text{g}/\text{m}^3$) - 500

Date	Sampling Time	Weather Condition	Filter paper no.	Filter Weight, g		Elapse Time, hr		Sampling Time, hr	Flow Rate, m^3/min			Total Volume, m^3	TSP Level, $\mu\text{g}/\text{m}^3$
				Initial	Final	Initial	Final		Initial, Q_{si}	Final, Q_{sf}	Average		
3-Sep-14	8:00	Fine	009471	2.8690	2.8832	15726.21	15727.21	1.00	1.28	1.28	1.28	77	184
3-Sep-14	10:00	Fine	009515	2.8119	2.8164	15727.21	15728.21	1.00	1.28	1.28	1.28	77	58
3-Sep-14	11:15	Fine	009516	2.8145	2.8190	15728.21	15729.21	1.00	1.28	1.28	1.28	77	58
8-Sep-14	8:50	Fine	010045	2.7319	2.7360	15777.56	15778.56	1.00	1.20	1.20	1.20	72	57
8-Sep-14	9:52	Fine	008203	2.8113	2.8200	15778.56	15779.56	1.00	1.20	1.20	1.20	72	120
8-Sep-14	10:55	Fine	008202	2.8190	2.8278	15779.56	15780.56	1.00	1.20	1.20	1.20	72	122
13-Sep-14	8:15	Cloudy	009486	2.8598	2.8644	15804.55	15805.55	1.00	1.23	1.23	1.23	74	62
13-Sep-14	9:20	Cloudy	009993	2.7220	2.7264	15805.55	15806.55	1.00	1.26	1.26	1.26	75	58
13-Sep-14	10:25	Cloudy	009995	2.7328	2.7370	15806.55	15807.55	1.00	1.23	1.23	1.23	74	57
19-Sep-14	8:15	Fine	010027	2.7602	2.7792	15807.54	15808.54	1.00	1.23	1.23	1.23	74	258
19-Sep-14	9:20	Fine	010024	2.7533	2.7681	15808.54	15809.54	1.00	1.20	1.18	1.19	71	207
19-Sep-14	10:25	Fine	010023	2.7612	2.7803	15809.54	15810.54	1.00	1.20	1.20	1.20	72	265
25-Sep-14	8:22	Fine	010040	2.7766	2.7937	15858.53	15859.53	1.00	1.21	1.21	1.21	72	236
25-Sep-14	16:27	Fine	009958	2.7434	2.7582	15859.53	15860.53	1.00	1.21	1.21	1.21	72	204
26-Sep-14	8:00	Fine	009947	2.7580	2.7748	15861.03	15862.03	1.00	1.21	1.21	1.21	73	232

Remarks: Due to interruption of electricity, the 1hr TSP was rescheduled from 2 September 2014 to 3 September 2014 and 1 hr TSP was rescheduled from 25 September 2014 to 25,26 September 2014.



Location: MA1w - International Finance Centre (Western Wing)

Report on 24-hour TSP monitoring

Action Level ($\mu\text{g}/\text{m}^3$) - 173.4
 Limit Level ($\mu\text{g}/\text{m}^3$) - 260

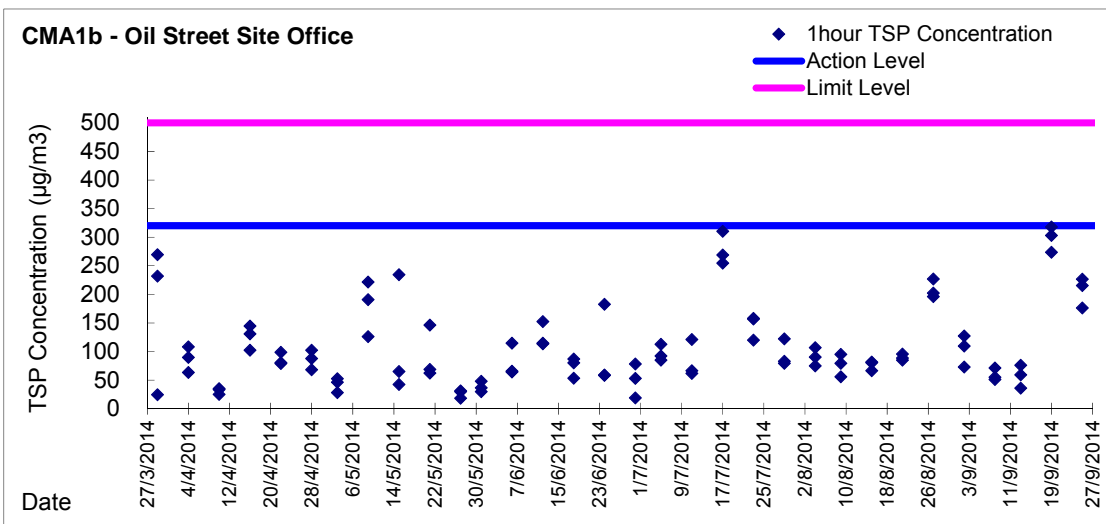
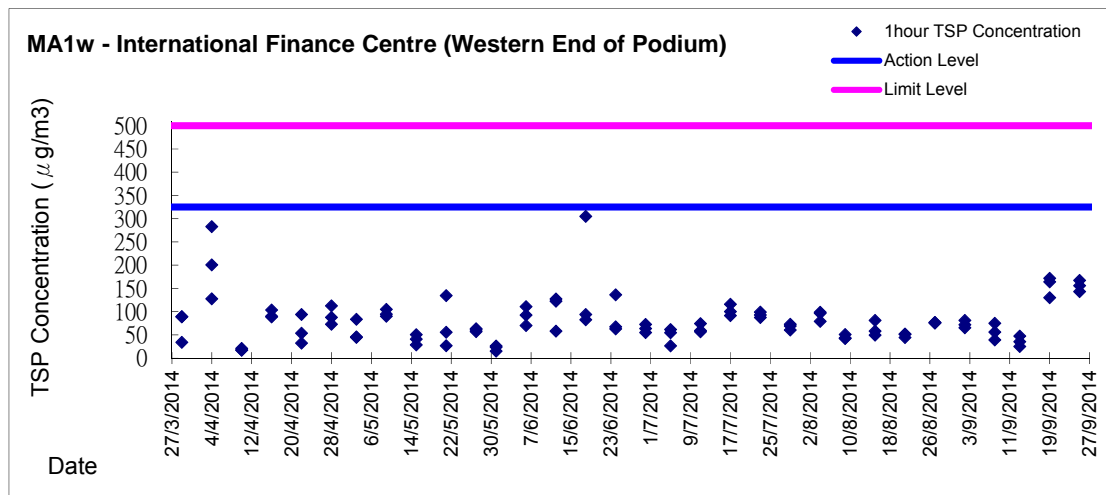
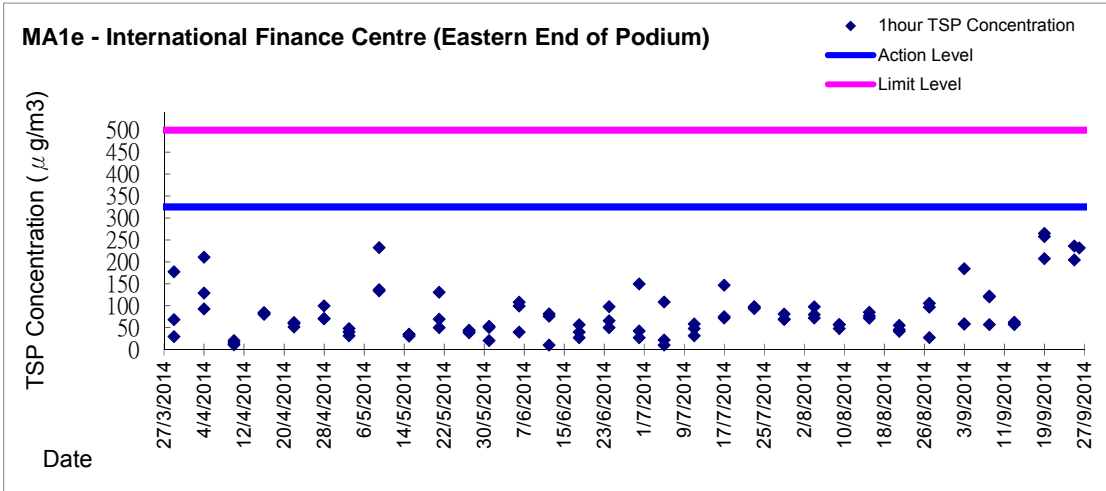
Date	Sampling Time	Weather Condition	Filter paper no.	Filter Weight, g		Elapse Time, hr		Sampling Time, hr	Flow Rate, m^3/min			Total Volume, m^3	TSP Level, $\mu\text{g}/\text{m}^3$
				Initial	Final	Initial	Final		Initial, Q_{si}	Final, Q_{sf}	Average		
1-Sep-14	8:00	Rainy	009816	2.8000	2.8587	15777.62	15801.62	24.00	1.33	1.28	1.30	1879	31
6-Sep-14	8:00	Fine	009472	2.8558	2.9691	15804.62	15828.62	24.00	1.33	1.33	1.33	1920	59
12-Sep-14	8:00	Rainy	010052	2.7531	2.7981	15831.62	15855.62	24.00	1.30	1.30	1.30	1878	24
18-Sep-14	8:00	Fine	010032	2.7663	2.9183	15858.62	15882.62	24.00	1.28	1.27	1.27	1834	83
24-Sep-14	8:00	Fine	010004	2.7374	2.9256	15885.61	15909.61	24.00	1.31	1.31	1.31	1882	100

Report on 1-hour TSP monitoring

Action Level ($\mu\text{g}/\text{m}^3$) - 325.1
 Limit Level ($\mu\text{g}/\text{m}^3$) - 500

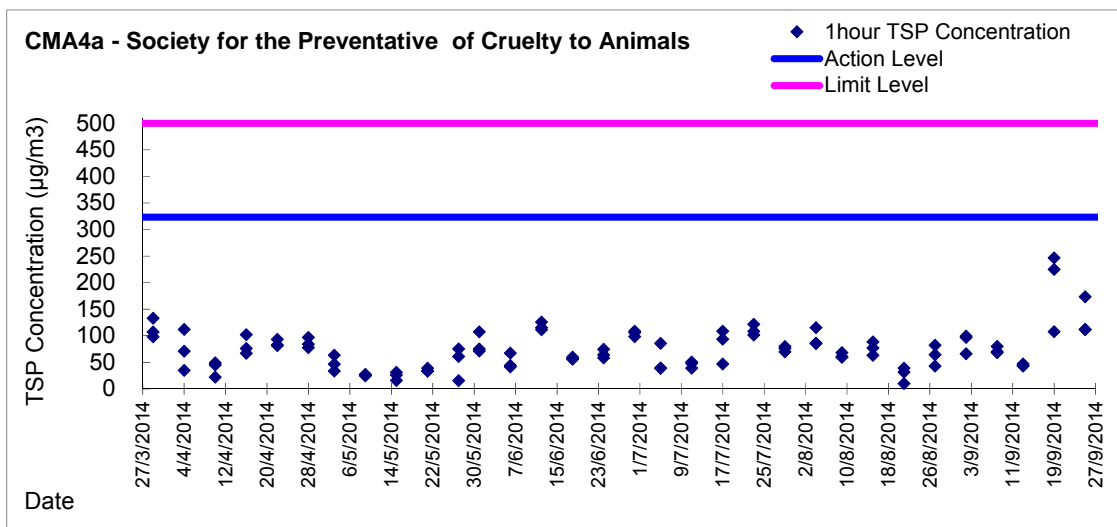
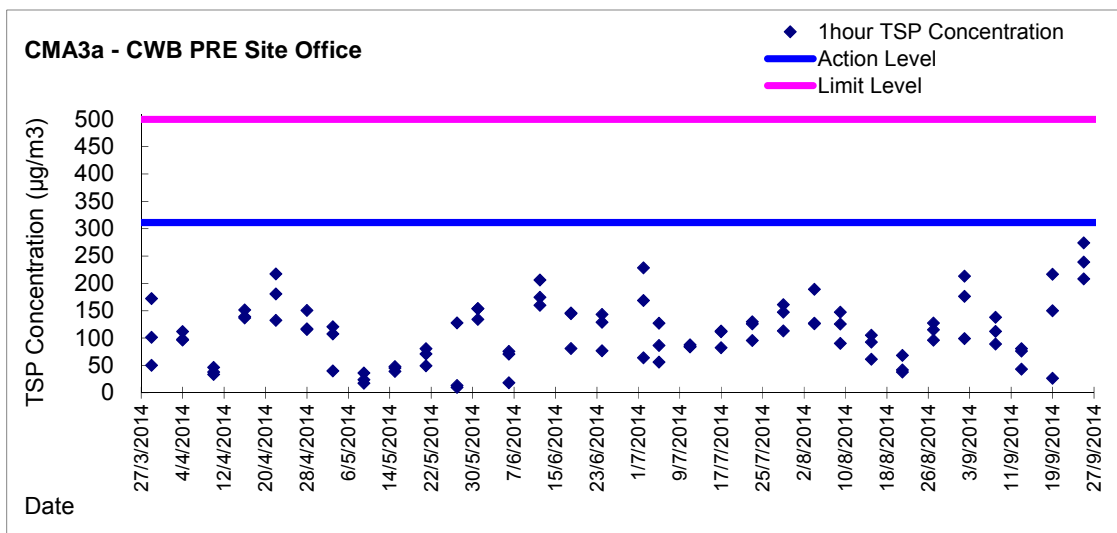
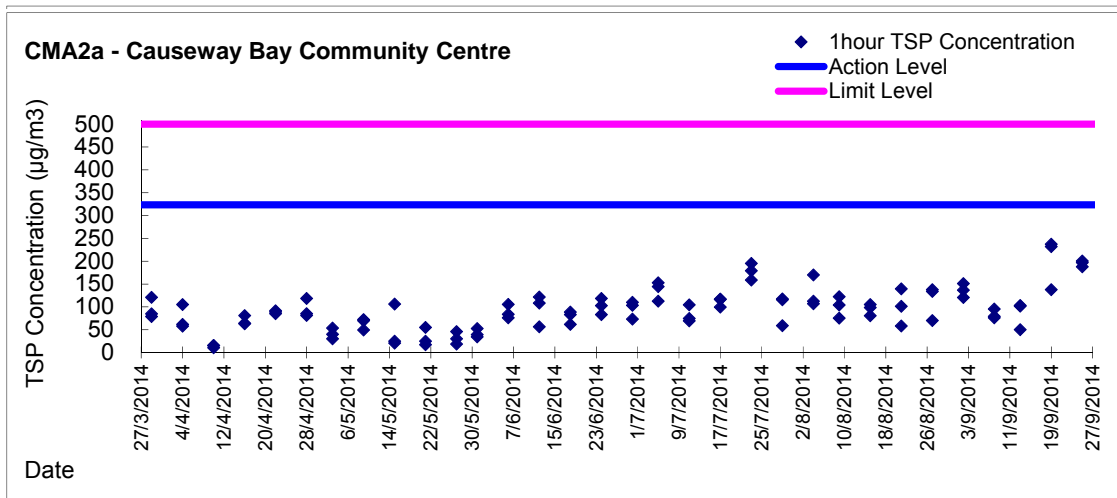
Date	Sampling Time	Weather Condition	Filter paper no.	Filter Weight, g		Elapse Time, hr		Sampling Time, hr	Flow Rate, m^3/min			Total Volume, m^3	TSP Level, $\mu\text{g}/\text{m}^3$
				Initial	Final	Initial	Final		Initial, Q_{si}	Final, Q_{sf}	Average		
2-Sep-14	8:30	Fine	009474	2.8518	2.8580	15801.62	15802.62	1.00	1.28	1.28	1.28	77	81
2-Sep-14	9:35	Fine	009475	2.8543	2.8593	15802.62	15803.62	1.00	1.28	1.28	1.28	77	65
2-Sep-14	10:40	Fine	009476	2.8526	2.8581	15803.62	15804.62	1.00	1.28	1.28	1.28	77	72
8-Sep-14	8:40	Fine	010065	2.7768	2.7798	15828.62	15829.62	1.00	1.27	1.27	1.27	76	39
8-Sep-14	9:43	Fine	010046	2.7552	2.7609	15829.62	15830.62	1.00	1.27	1.27	1.27	76	75
8-Sep-14	10:55	Fine	010048	2.7553	2.7596	15830.62	15831.62	1.00	1.27	1.27	1.27	76	56
13-Sep-14	8:20	Cloudy	010017	2.7680	2.7699	15855.62	15856.62	1.00	1.27	1.27	1.27	76	25
13-Sep-14	9:25	Cloudy	009994	2.7378	2.7405	15856.62	15857.62	1.00	1.27	1.27	1.27	76	35
13-Sep-14	10:30	Cloudy	009996	2.7262	2.7298	15857.62	15858.62	1.00	1.27	1.27	1.27	76	47
19-Sep-14	8:25	Fine	010026	2.7604	2.7735	15882.62	15883.62	1.00	1.27	1.27	1.27	76	172
19-Sep-14	9:30	Fine	010025	2.7671	2.7770	15883.62	15884.62	1.00	1.27	1.27	1.27	76	130
19-Sep-14	10:35	Fine	010010	2.7362	2.7490	15884.62	15885.62	1.00	1.30	1.30	1.30	78	164
25-Sep-14	8:30	Fine	010041	2.7778	2.7890	15909.61	15910.61	1.00	1.31	1.31	1.31	78	143
25-Sep-14	9:41	Fine	009956	2.7494	2.7616	15910.61	15911.61	1.00	1.31	1.31	1.31	78	156
25-Sep-14	10:51	Fine	009959	2.7444	2.7575	15911.61	15912.61	1.00	1.31	1.31	1.31	78	167

Graphic Presentation of 1 hour TSP Result

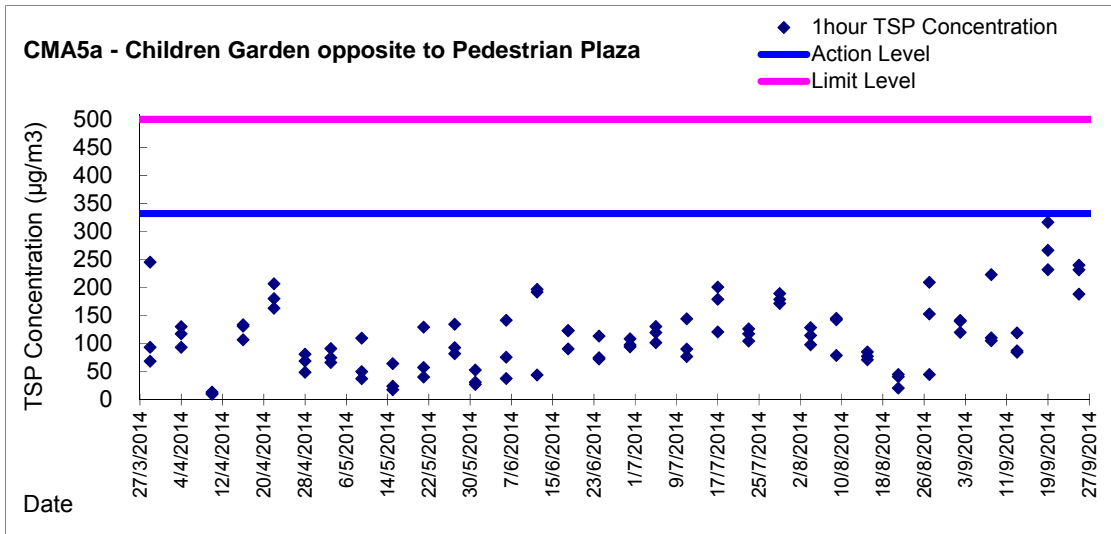




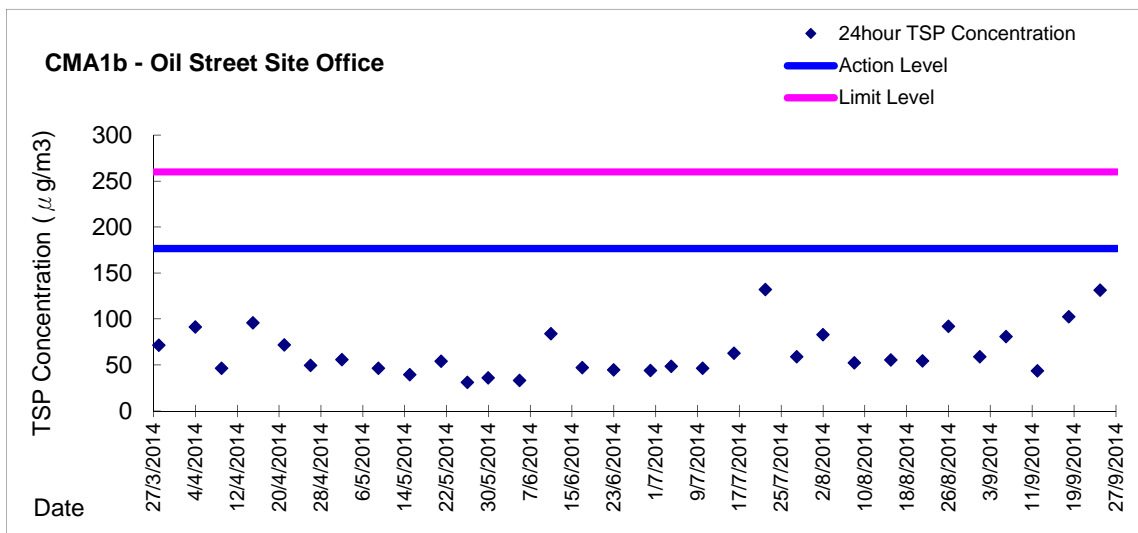
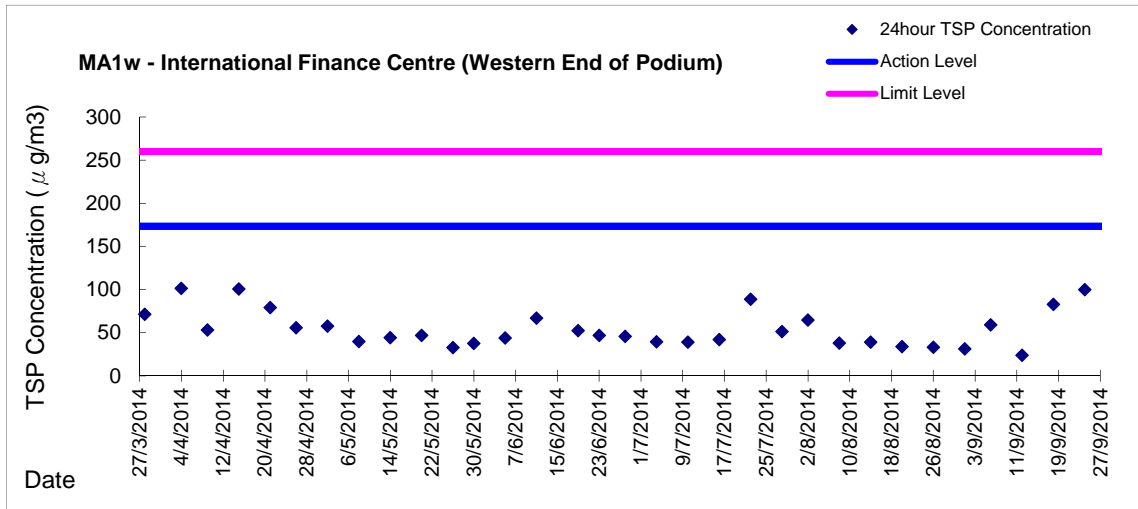
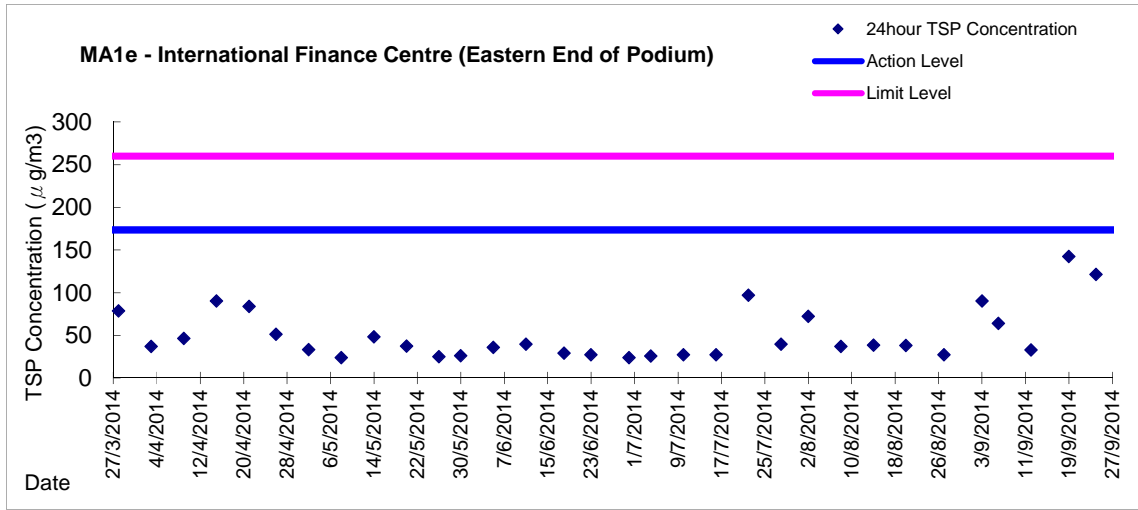
Graphic Presentation of 1 hour TSP Result



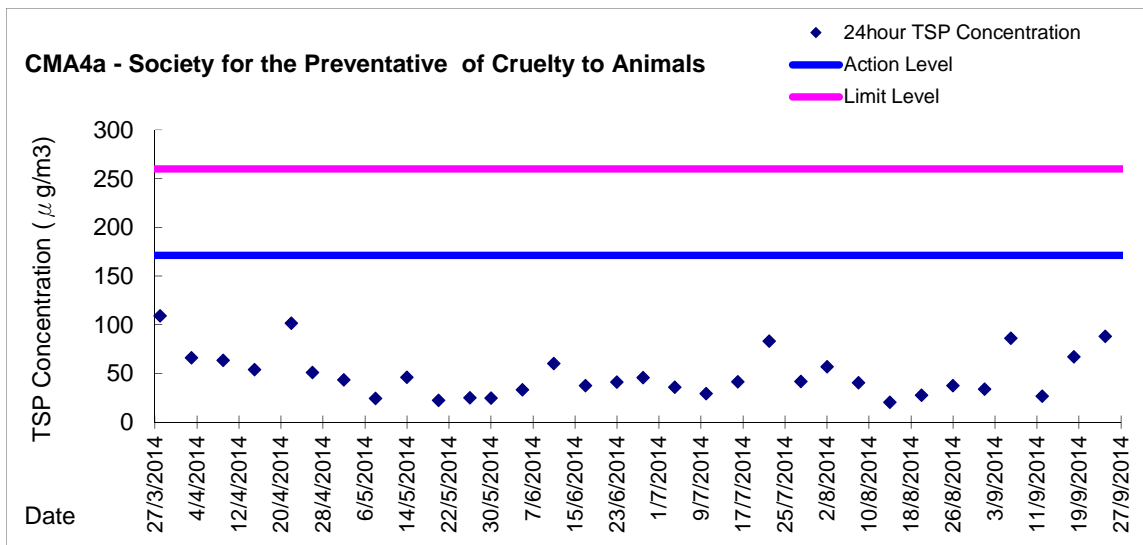
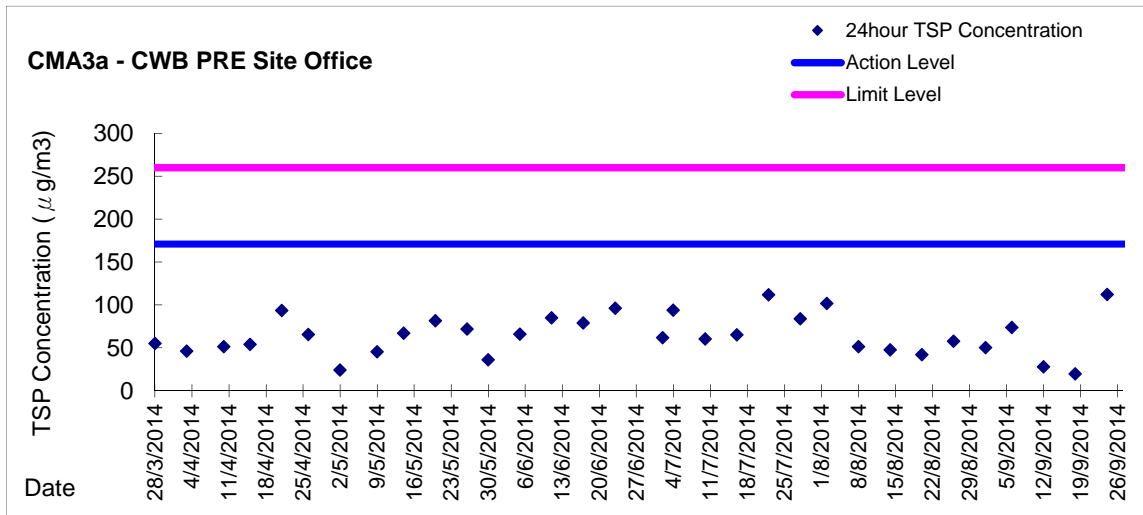
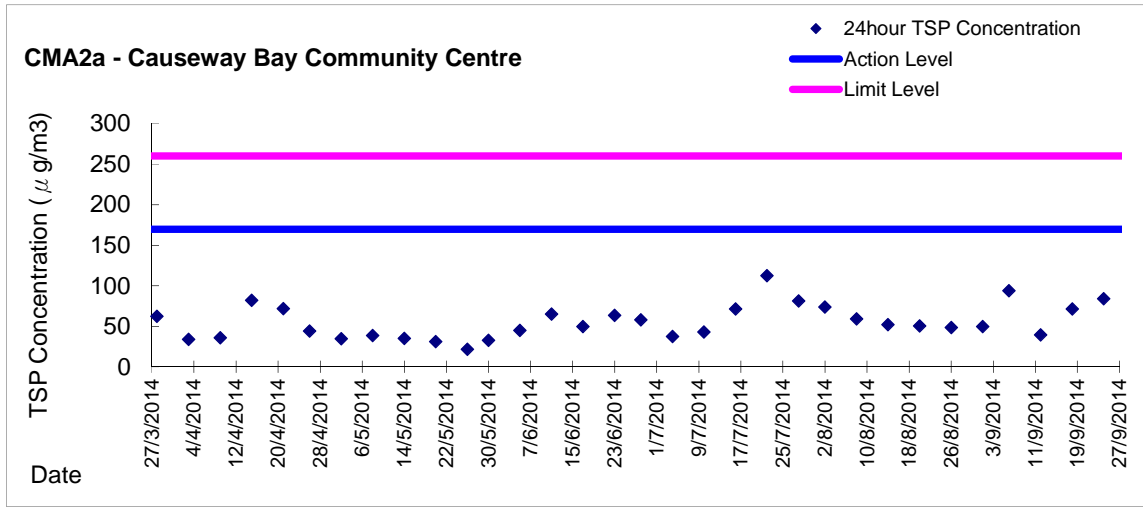
Graphic Presentation of 1 hour TSP Result



Graphic Presentation of 24 hour TSP Result



Graphic Presentation of 24 hour TSP Result



Graphic Presentation of 24 hour TSP Result

